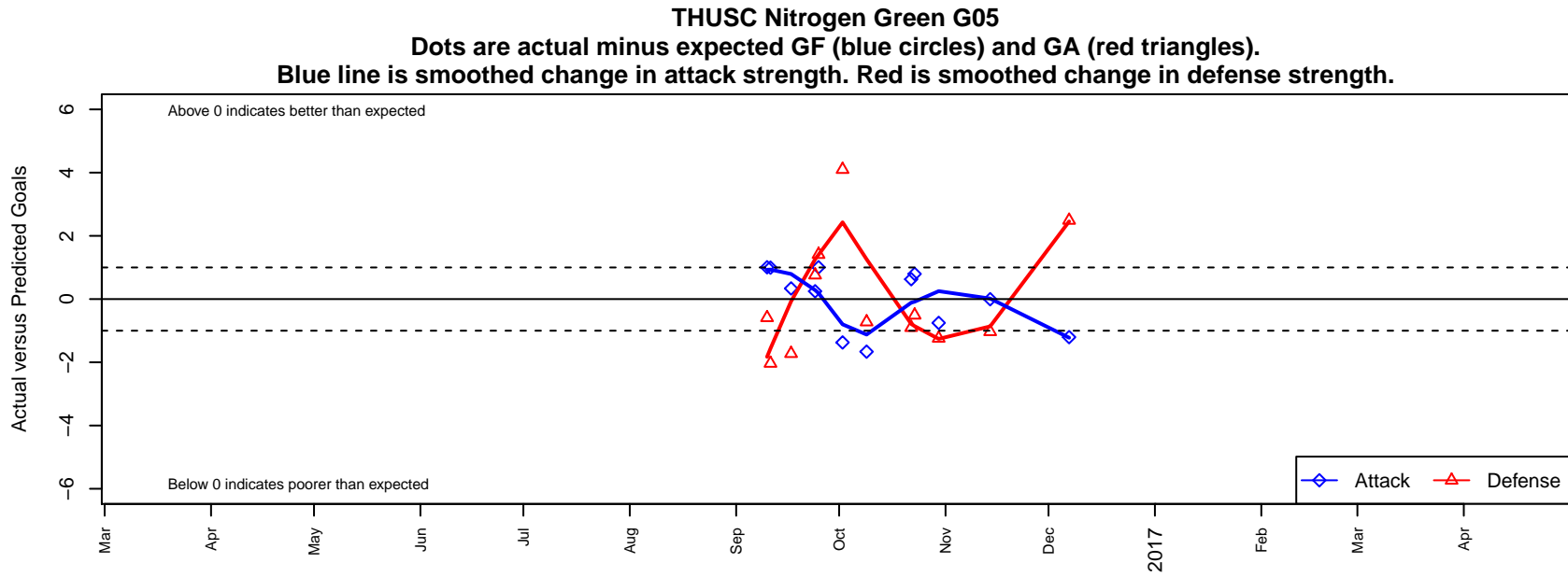


# THUSC Nitrogen Green G05

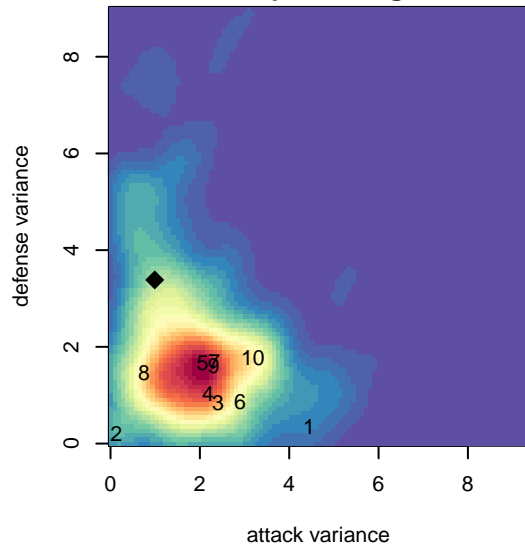
Tualatin Hills United SC  
Tualatin Hills, OR  
G05 total strength=267  
attack=0.25 defense=0.1  
fall league = PTT G05 Div 2 West

alt names used:  
THUSC 05G United Nitrogen Green

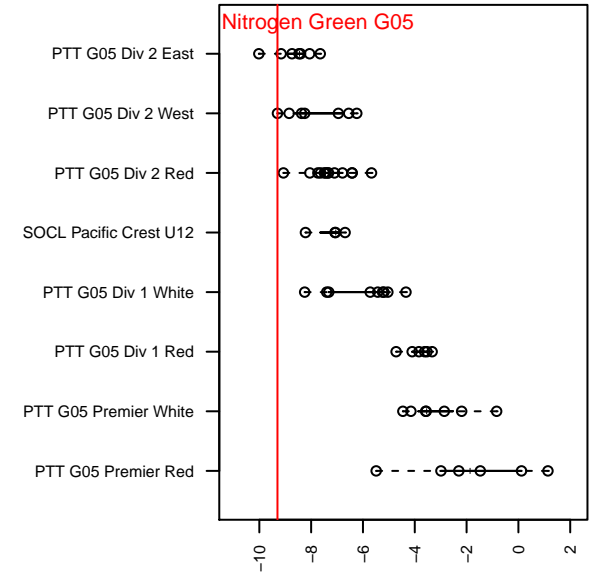
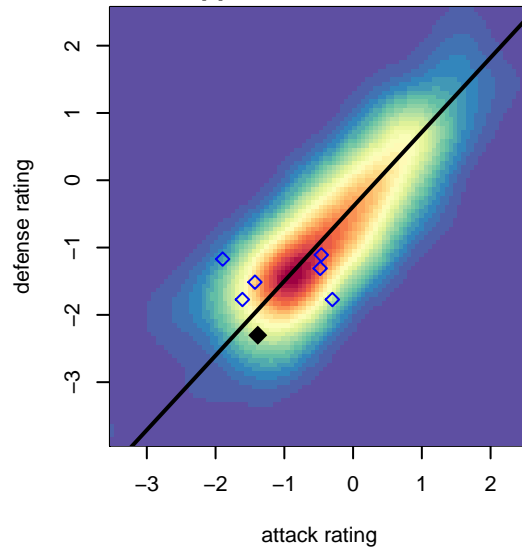
Venues played:  
2016 PTT G05 Division 2 West



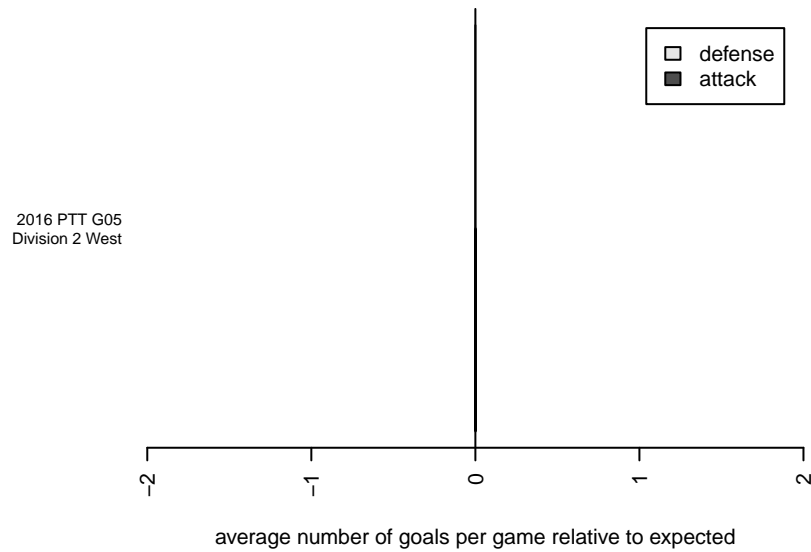
**attack and defense variance (black dot)  
relative to other teams  
and top 10 in region**



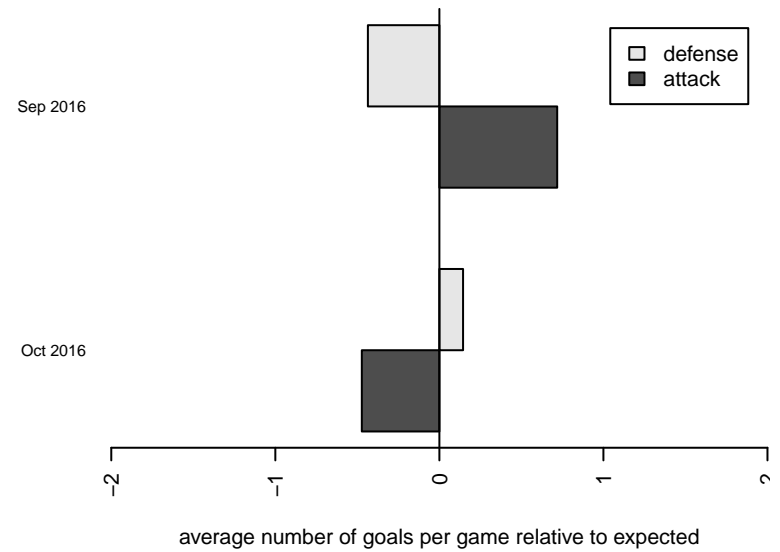
**attack and defense rating  
relative to others at age  
and all opponents in last 13 months**



**Performance relative to 13 month average**



**Performance relative to 13 month average**



<b>date</b>	<b>home</b>		<b>away</b>		<b>venue</b>	<b>pred.home</b>	<b>pred.away</b>
2016-12-07	THUSC Nitrogen Green G05	0	FC West G05	0	2016 PTT G05 Division 2 West	1.20	2.49
2016-11-14	THUSC Nitrogen Green G05	1	HSC Newberg G05	7	2016 PTT G05 Division 2 West	1.01	5.97
2016-10-30	Crossfire OR SSC White G05	8	THUSC Nitrogen Green G05	0	2016 PTT G05 Division 2 West	6.76	0.75
2016-10-23	THUSC Nitrogen Green G05	2	FC West G05	3	2016 PTT G05 Division 2 West	1.20	2.49
2016-10-22	McMinnville MYSA Thorns G05	8	THUSC Nitrogen Green G05	2	2016 PTT G05 Division 2 West	7.10	1.37
2016-10-09	THUSC Nitrogen Green G05	0	Crossfire OR LOSC Blue II G05	3	2016 PTT G05 Division 2 West	1.66	2.28
2016-10-02	THUSC Nitrogen Green G05	0	McMinnville MYSA Thorns G05	3	2016 PTT G05 Division 2 West	1.37	7.10
2016-09-25	Crossfire OR WUSC Red G05	0	THUSC Nitrogen Green G05	2	2016 PTT G05 Division 2 West	1.41	0.99
2016-09-24	THUSC Nitrogen Green G05	1	Crossfire OR SSC White G05	6	2016 PTT G05 Division 2 West	0.75	6.76
2016-09-17	Crossfire OR LOSC Blue II G05	4	THUSC Nitrogen Green G05	2	2016 PTT G05 Division 2 West	2.28	1.66
2016-09-11	HSC Newberg G05	8	THUSC Nitrogen Green G05	2	2016 PTT G05 Division 2 West	5.97	1.01
2016-09-10	THUSC Nitrogen Green G05	2	Crossfire OR WUSC Red G05	2	2016 PTT G05 Division 2 West	0.99	1.41